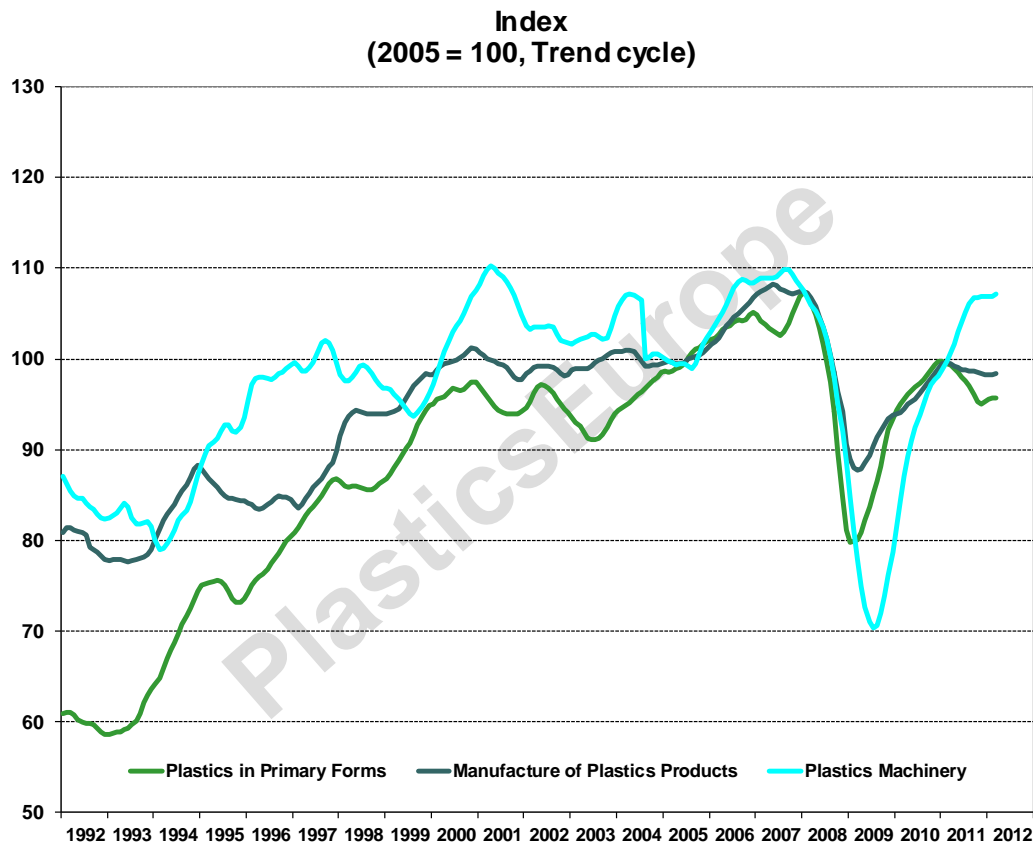


European Union (EU27) Plastics Industry Production

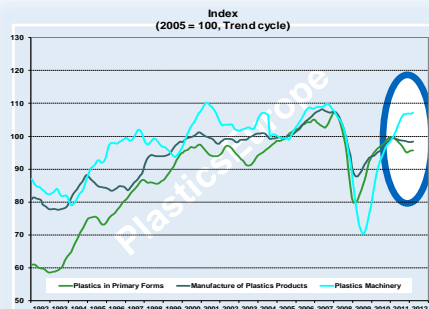


Actual data status of Production: 03/2012

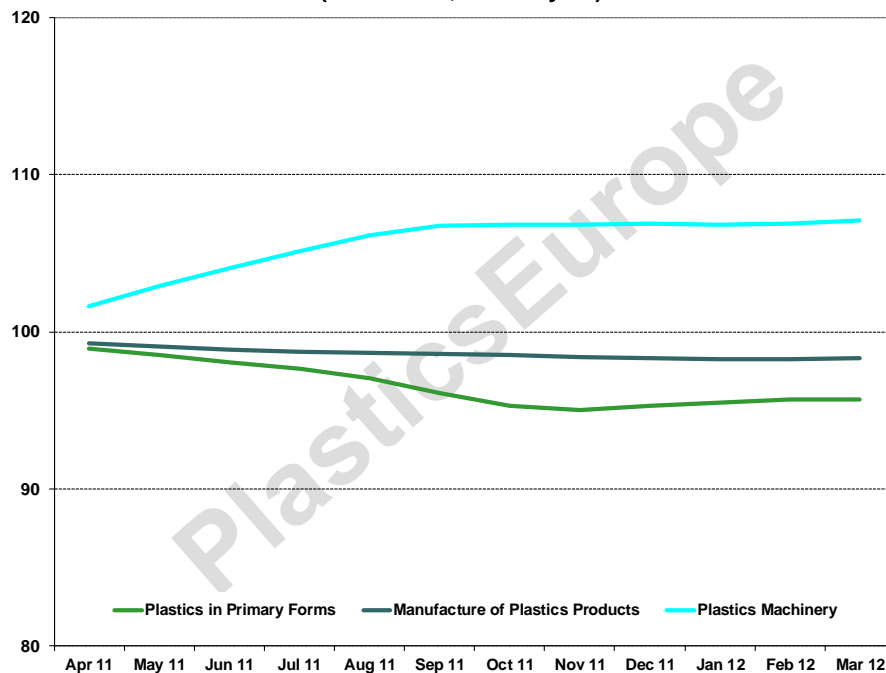
Plastics Industry Production by long term view (1992-2012):

- Long time series shows strong growth for production of Primary Plastics and Plastics Products during the 1990's and a more sideways development from 2000 to 2005. Plastics Machinery shows a more fluctuating development in long-term view.
- After strong growth in all the three segments in 2006 and more constant development in 2007, the effects of the economical crisis are clearly recognizable in 2008 and first half of 2009.
- Economic recovery since mid 2009 in all the three segments: Plastics in Primary Forms, Plastics Products and Plastics Machinery.

European Union (EU27) Plastics Industry Production



Index - Last 12 months
(2005 = 100, Trend cycle)



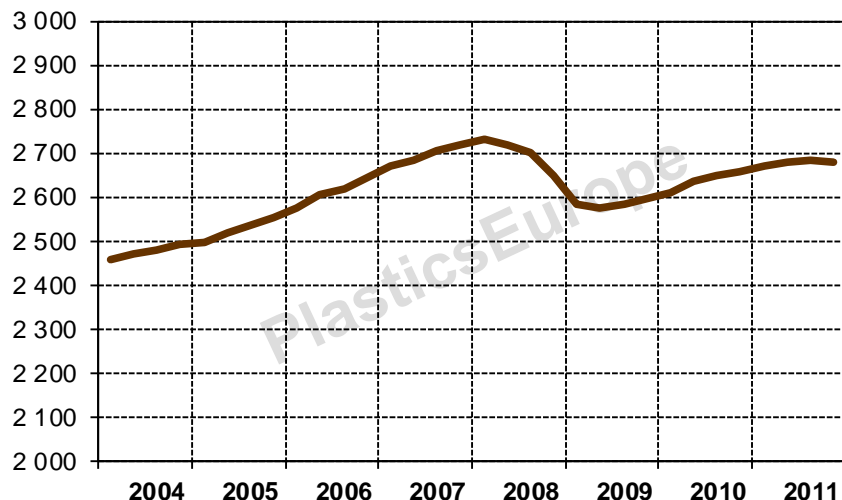
Plastics Industry Production by short-term view (last 12 months):

- After months of strong growth, Plastics Machinery with sideways movement since October 2011.
- The development of Plastics Products production shows a sideways movement during the last months.
- The decline in production figures for Plastics in Primary Forms has stopped at the end of 2011. From January to March 2012 a more or less stable production trend was recorded.

European Union (EU27) GDP, Chemical and Plastics Industry

GDP real

bn Euro - seasonally adjusted, at 2000 prices, quarterly -

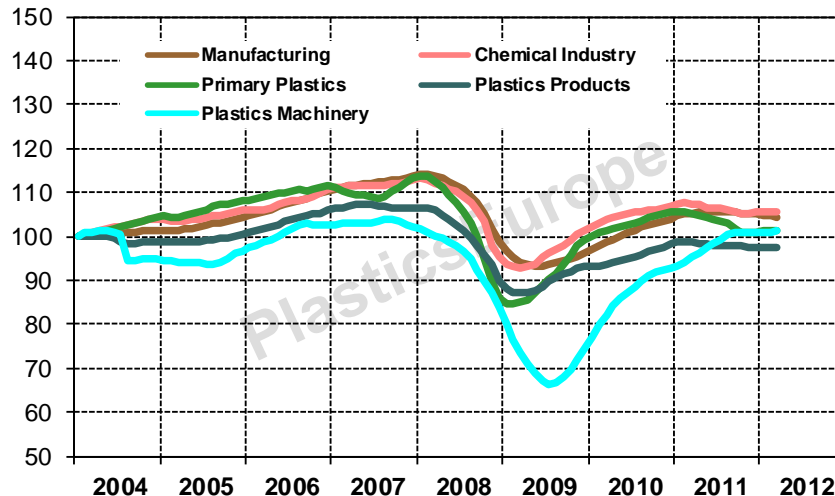


Actual data status: Q4/2011

- EU27 GDP increased by 1.5% in 2011, compared to 2010.
- In the fourth quarter of 2011 the GDP decreased by 0.3% compared to third quarter.
- Actual estimations of Eurostat for EU27 GDP growth rates (year on year):
2012: +/-0%, 2013: +1.5%

Manufacturing, Chemical and Plastics Industry

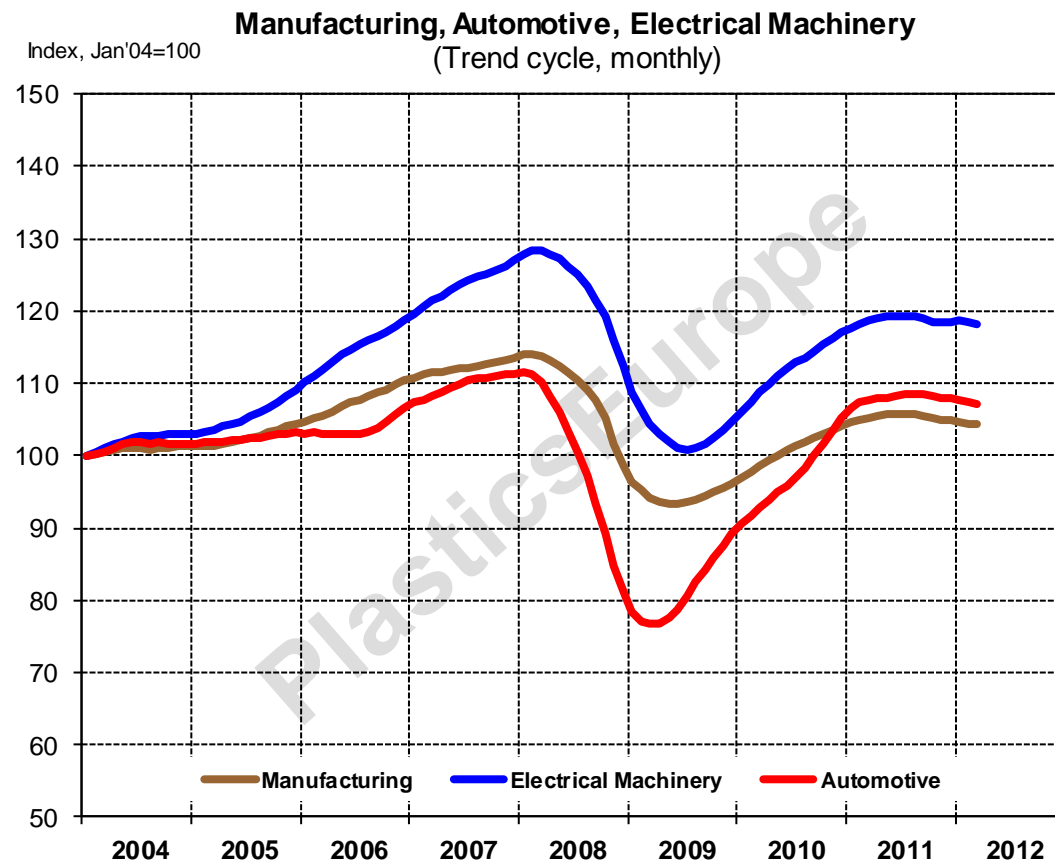
Index, Jan'04=100 - Trend cycle, monthly -



Actual data status of Production: 03/2012

- Uptrend in the Chemical Industry as well as in Total Manufacturing has lasted until the first quarter of 2011. In the last months slightly decreasing tendencies were recorded.
- More or less constant development for production of Primary Plastics, Plastics Products and Plastics Machinery in recent months.

European Union (EU27) Plastics Customer Industries - Part I

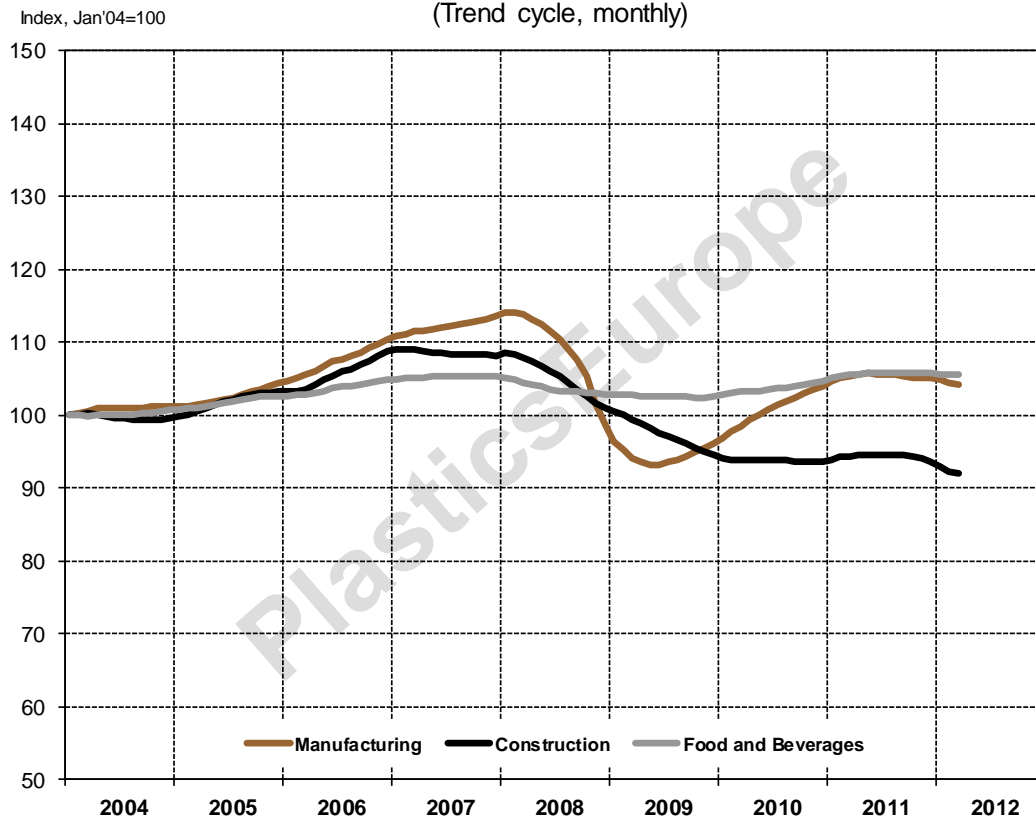


- Recovery in the EU27's Manufacturing Industry since 2009, but with slightly decreasing tendency since the second quarter of 2011 again.
- After strong growth especially in 2009 and 2010, the second half year 2011 showed first slightly decreasing tendencies in the Automotive industry.
- Sideway movement in the Electrical Machinery Industry since mid 2011.
- Industrial production activity in the EU27 is still below the pre-crisis level.

Actual data status of Production: 03/2012

European Union (EU27) Plastics Customer Industries - Part II

Manufacturing, Construction, Food and Beverages
(Trend cycle, monthly)



Actual data status of Production: 03/2012

- Decreasing production trend in the Construction Industry since the third quarter of 2011.
- The Food and Beverages Industry was less hit by the recession than other industries.
- Slightly decreasing trend in production figures of the Manufacturing Industry since mid 2011.