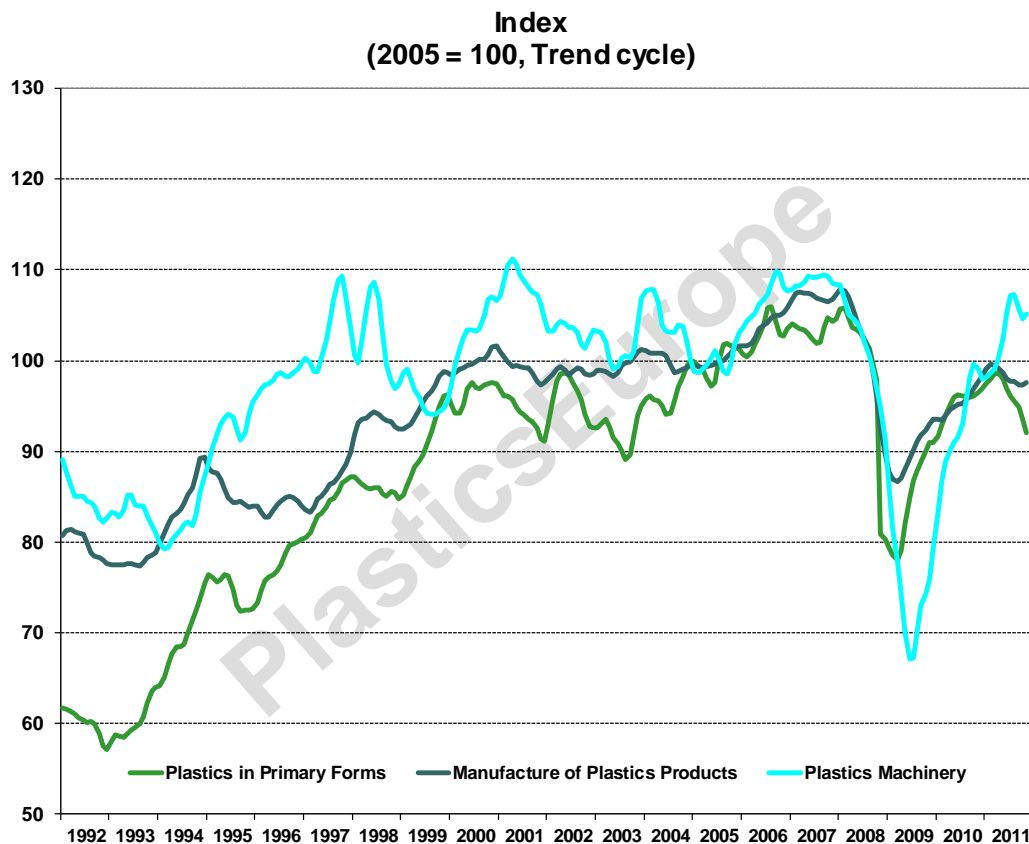


European Union (EU27) Plastics Industry Production

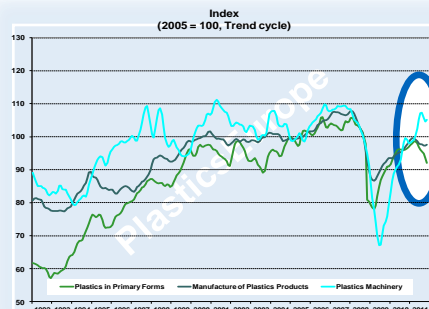


Actual data status of Production: 11/2011

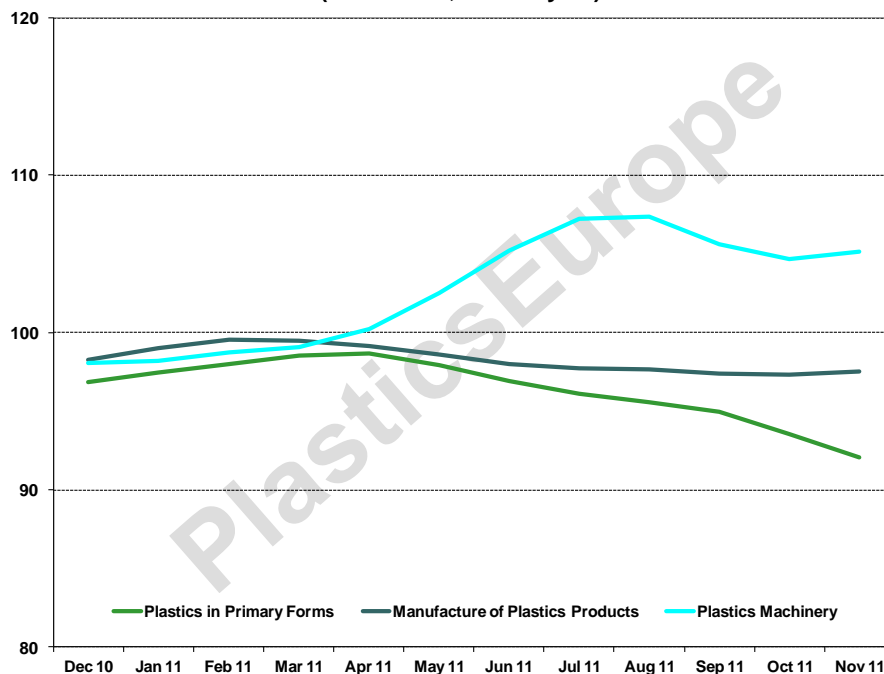
Plastics Industry Production by long term view (1992-2011):

- Long time series shows strong growth for production of Primary Plastics and Plastics Products during the 1990's and a more sideways development from 2000 to 2005. Plastics Machinery shows a more fluctuating development in long-term view.
- After strong growth in all the three segments in 2006 and more constant development in 2007, the effects of the economical crisis are clearly recognizable in 2008 and first half of 2009.
- Economic recovery since mid 2009 in all the three segments: Plastics in Primary Forms, Plastics Products and Plastics Machinery.

European Union (EU27) Plastics Industry Production



Index - Last 12 months
(2005 = 100, Trend cycle)



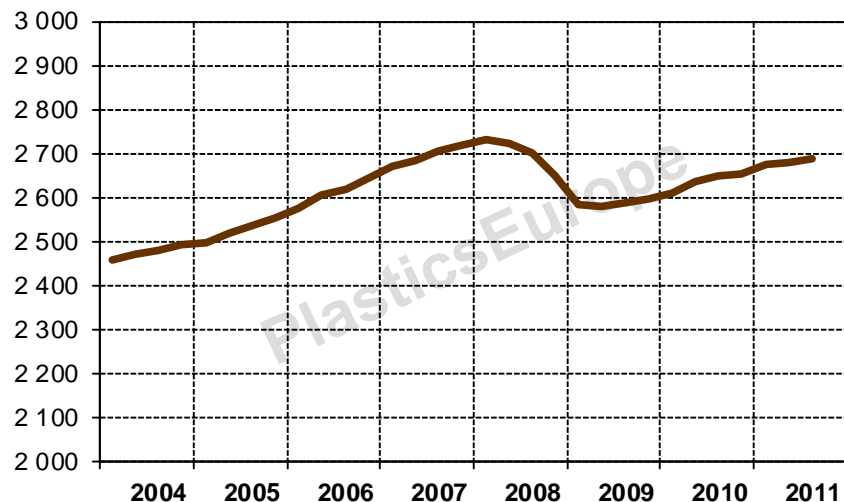
Plastics Industry Production by short-term view (last 12 months):

- Growth of Plastics Machinery has stopped in August 2011. Anyhow, the downward trend did not continue in November.
- The development of Plastics Products production shows a sideways movement during the last three months.
- The decline in production figures for Plastics in Primary Forms continues. The negative trend now holds for the seventh consecutive month.

European Union (EU27) GDP, Chemical and Plastics Industry

GDP real

bn Euro - seasonally adjusted, at 2000 prices, quarterly -

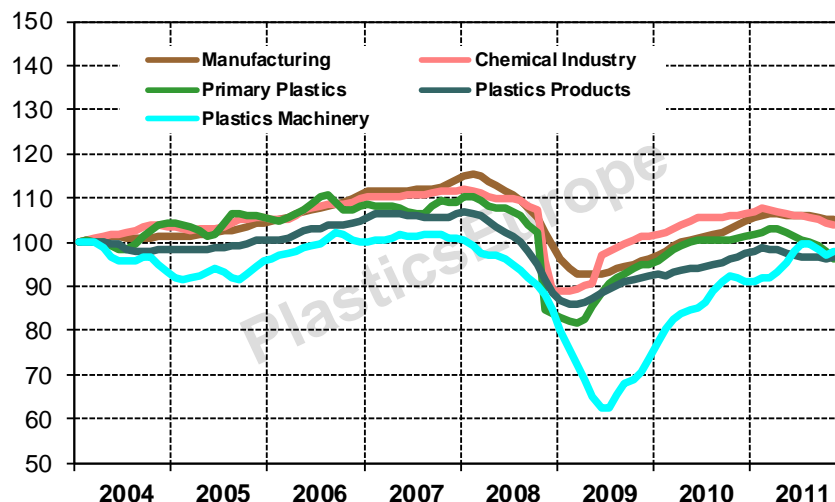


Actual data status of Production: Q3/2011

- EU27 GDP increased by 1,8% in 2010, compared to 2009.
- In the third quarter of 2011 the GDP increased by another 0,2% compared to second quarter.
- Actual estimations of Eurostat for EU27 GDP growth rates (year on year):
2011: +1,6%, 2012: +0,6%

Manufacturing, Chemical and Plastics Industry

Index, Jan'04=100 - Trend cycle, monthly -

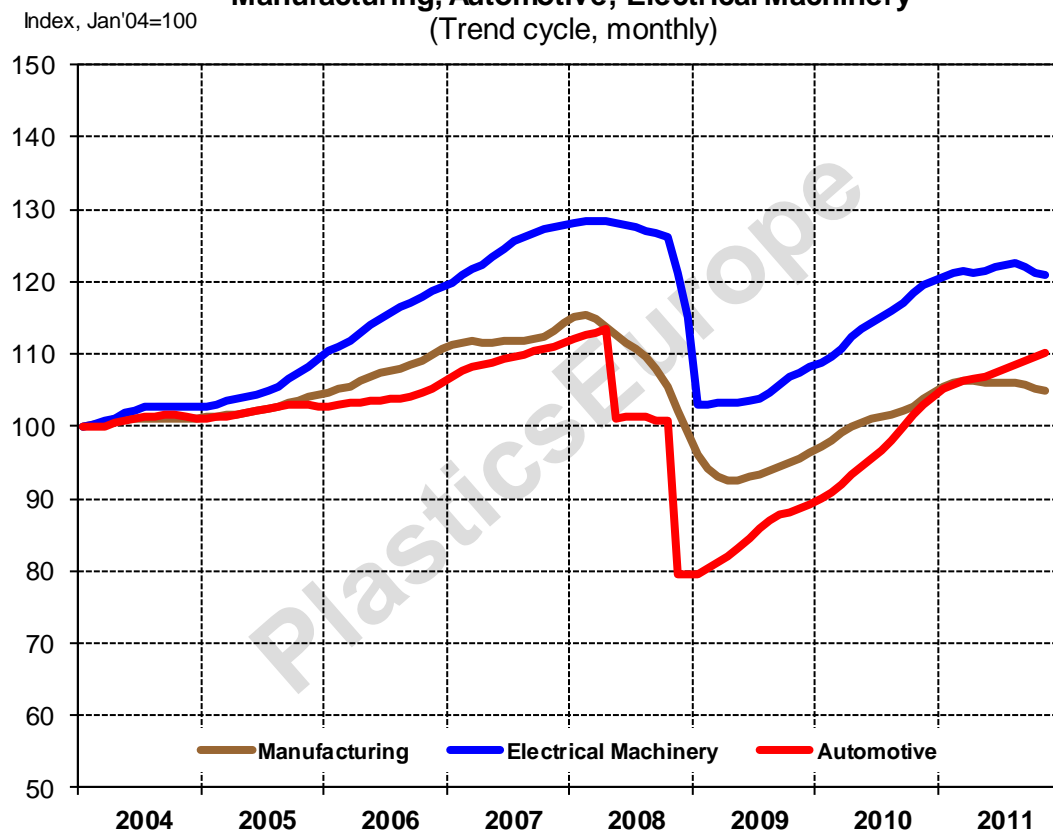


Actual data status of Production: 11/2011

- Uptrend in the Chemical Industry as well as in Total Manufacturing has lasted until the first quarter of 2011. Since then, slightly decreasing tendencies can be observed.
- Also, slight downward trend in the production figures of Primary Plastics, Plastics Products and Plastics Machinery in the second half of 2011.

European Union (EU27) Plastics Customer Industries - Part I

Manufacturing, Automotive, Electrical Machinery
(Trend cycle, monthly)

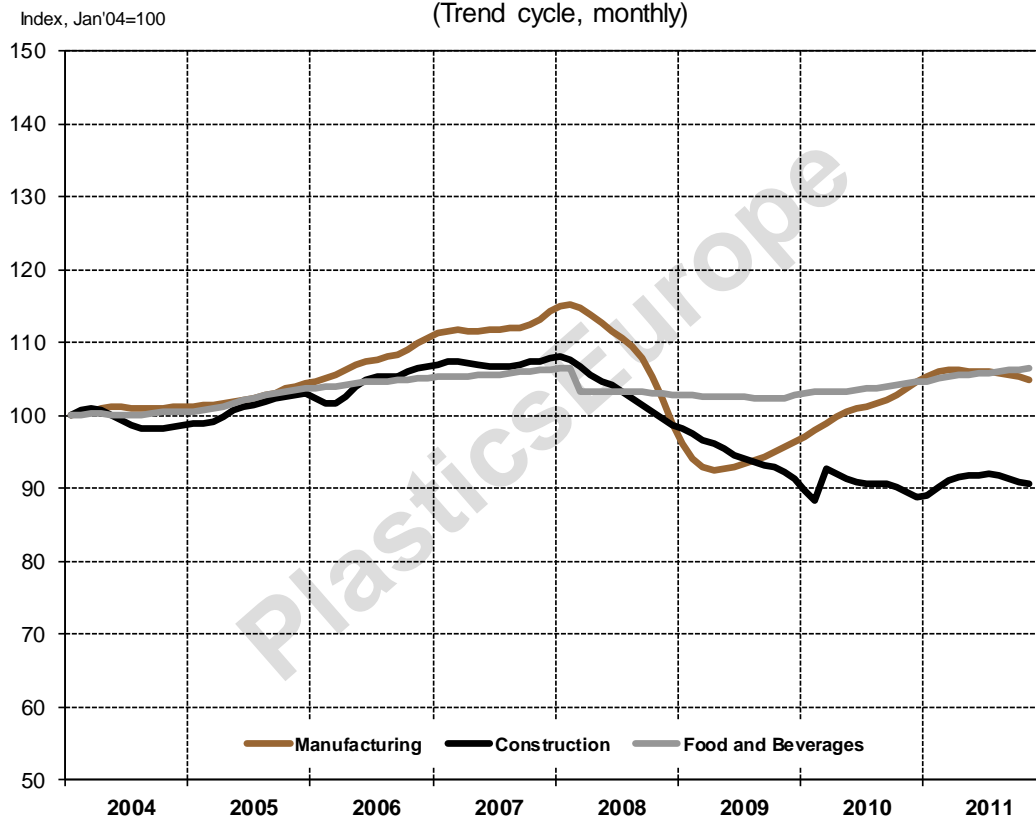


Actual data status of Production: 11/2011

- Continuing recovery in the EU27's Manufacturing Industry since 2009, but with more sideway tendency since the second quarter of 2011.
- Recovery in the Automotive Industry is going on in 2011.
- Upward trend in the Electrical Machinery Industry continued until August 2011, but shows a slightly decreasing tendency since September.
- Industrial production activity in the EU27 is still below the pre-crisis level.

European Union (EU27) Plastics Customer Industries - Part II

Manufacturing, Construction, Food and Beverages
(Trend cycle, monthly)



Actual data status of Production: 11/2011

- After decreasing development in the construction industry since Q2 2010, production increased slightly at the beginning of 2011. Latest figures showed slightly decreasing tendencies again.
- The food and beverages industry was less hit by the recession than other industries.
- Total Manufacturing industry showed an uptrend since the 2nd quarter of 2009 and a slightly decreasing development since the second half of 2011.