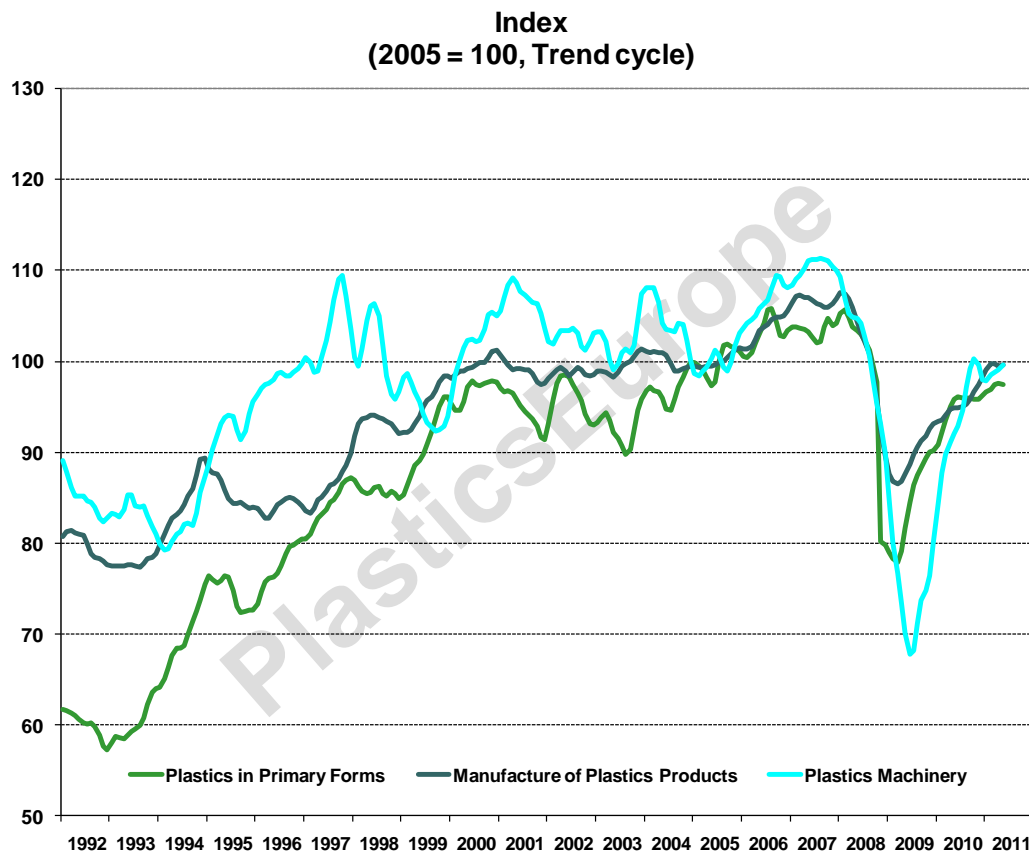


# European Union (EU27) Plastics Industry Production



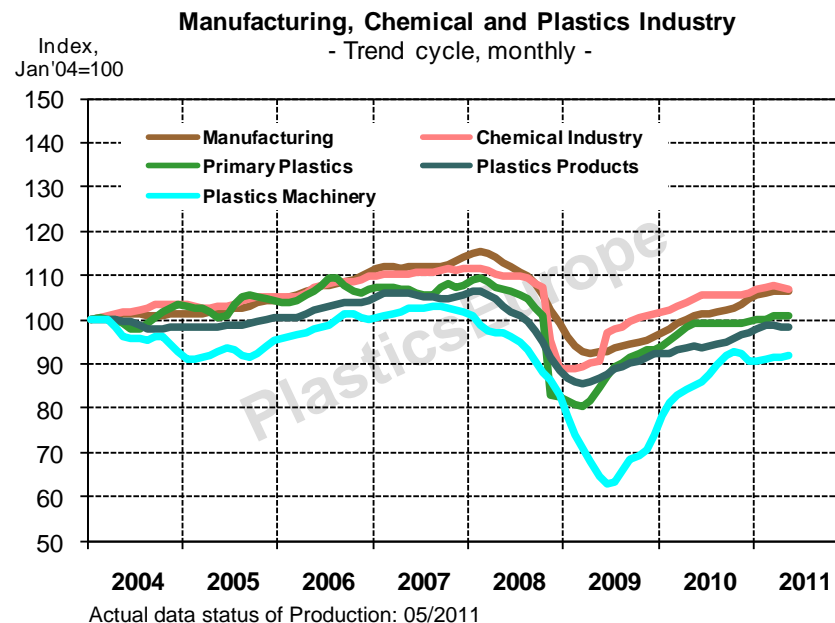
- For the Plastics Products segment, the economic recovery since mid 2009 has continued in 2011.
- Latest production indices for May 2011 show constant development for Primary Plastics and Plastics Products, while Plastics Machinery continues to grow.

Actual data status of Production: 05/2011

# European Union (EU27) GDP, Chemical and Plastics Industry

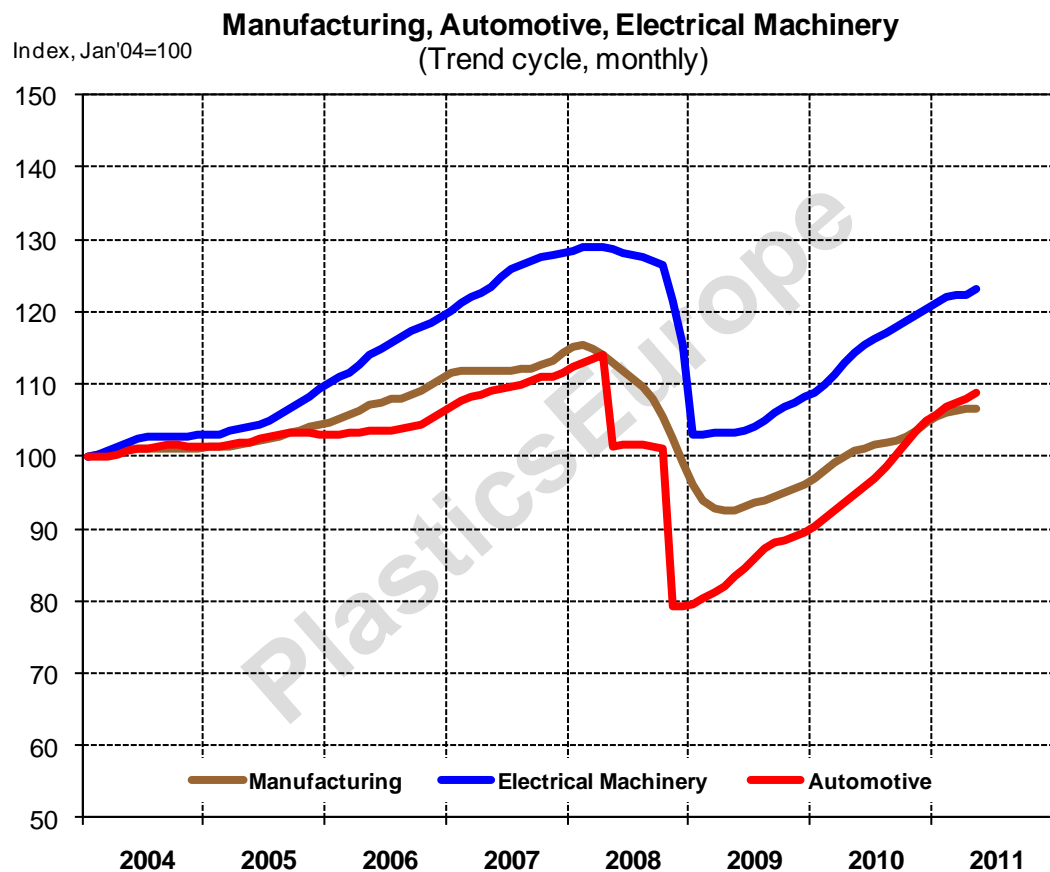


- EU27 GDP increased by 1,8 % in 2010, compared to last year.
- In the first quarter of 2011 the GDP increased by another 0,8% compared with the previous quarter 4/2010.
- Actual estimations of Eurostat for EU27 GDP growth rates (year on year):  
2011: +1,8%, 2012: +1,9%



- Recovery of EU27 Manufacturing Industry has gained strength since Q4 2010, due to a moderating production trend in the Capital Goods Industries.
- Uptrend in the Chemical Industry has lost momentum in the second half 2010. Last months showed a more constant development of production volumes.
- Also latest EU27 Plastics industry figures for the last months indicate a constant development for Plastics Products, Primary Plastics and Plastics Machinery.

# European Union (EU27) Plastics Customer Industries - Part I



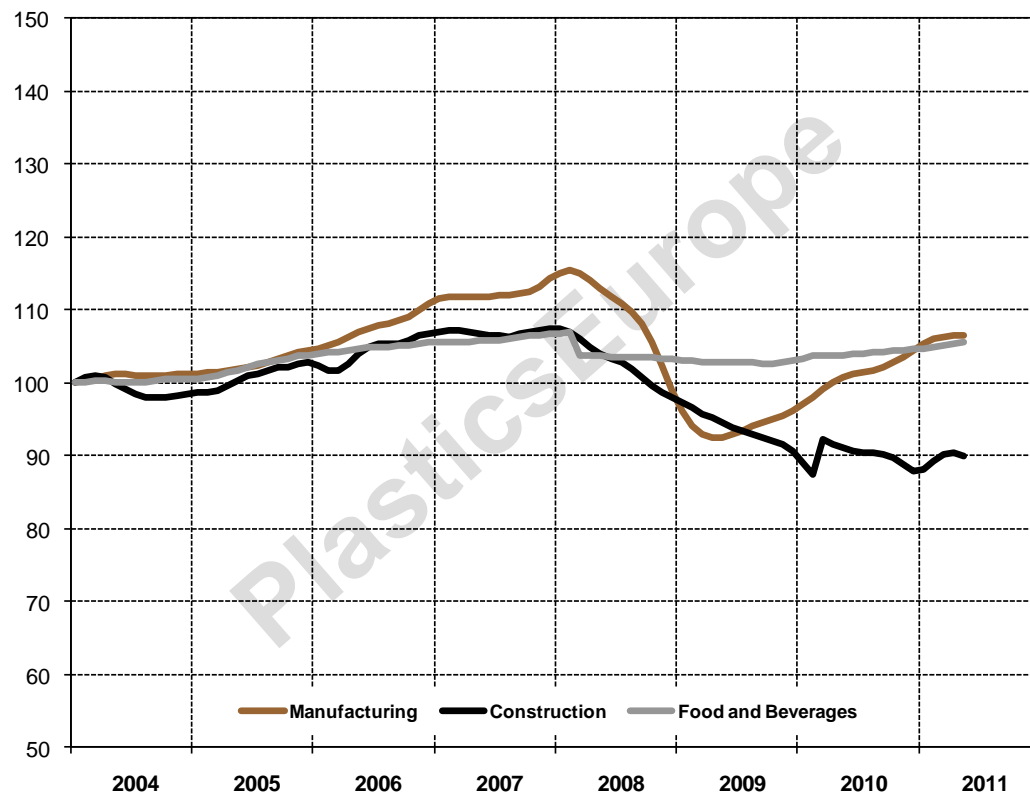
Actual data status of Production: 05/2011

- Continuing recovery in the EU27's Manufacturing Industry since 2009. Diverging tendencies between Basic and Capital Goods Industries.
- Recovery in the Automotive Industry is going on.
- Strong upward trend in the Electrical Machinery Industry is also continuing in 2011.
- Industrial production activity in the EU27 is still below the pre-crisis level.

# European Union (EU27) Plastics Customer Industries - Part II

**Manufacturing, Construction, Food and Beverages**  
(Trend cycle, monthly)

Index, Jan'04=100



Actual data status of Production: 05/2011

- After decreasing development in the construction industry since Q2 2010, production increased again in the beginning of 2011.
- The food and beverages industry was less hit by the recession than other industries.
- Total Manufacturing industry shows an uptrend since the 2nd quarter of 2009.